

01/01/25 - 03/03/25

YOU CAN
HOME MEDICAL

Company Reviews

See what our Customers have to say.

You Can - All Stores

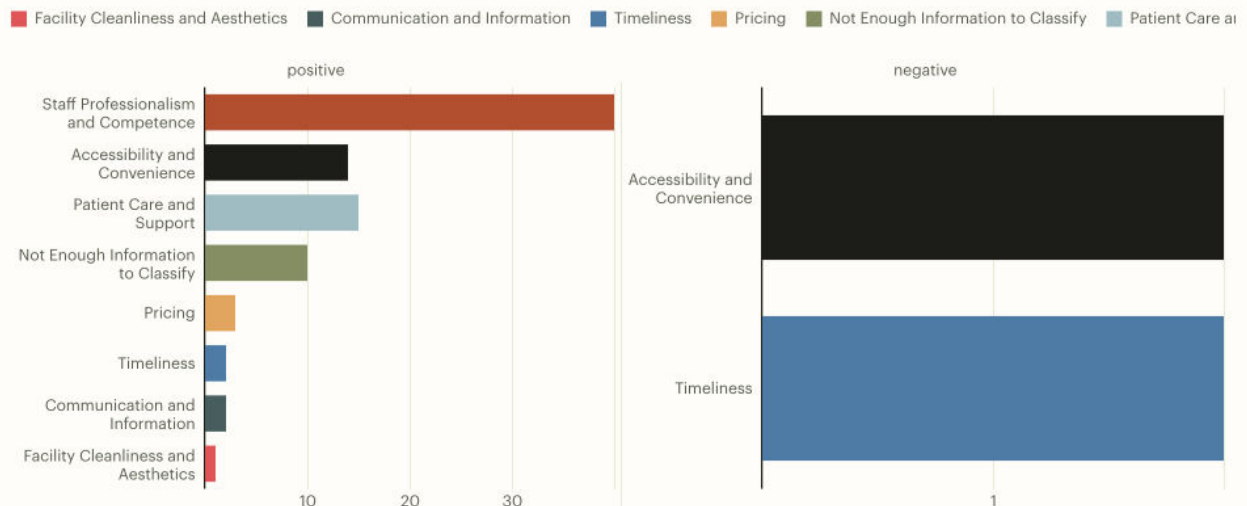
Location Review Summary

Location	LO...	Review Count	Average Rating	5 Star Review Count	4 Star Review Count	3 Star Review Count	2 Star Review Count	1 Star Review Count
Total		124	4.84	115	4	2	0	3
Denver - You Can	e9...	20	4.80	19	0	0	0	1
Littleton - You Can	cc...	37	4.86	35	1	0	0	1
Louisville - You Can	3a...	36	4.75	32	1	2	0	1
Parker - You Can	50...	37	4.95	35	2	0	0	0

Location Invite Summary

LOCATION_...	L	Review Invites Sent	Attributed Review Conversion Rate*	Click Through Rate	Integrated Invites Sent	Manual Invites Sent	Clicked Invites
Parker - You Can	50...	533	4.50%	26.08%	473	60	139
Littleton - You Can	cc...	373	8.04%	31.10%	340	33	116
Louisville - You ...	3a...	349	7.74%	30.09%	349	0	105
Denver - You Can	e9...	295	3.39%	27.12%	295	0	80
Total		1550	5.87%	28.39%	1457	93	440

Topics by Sentiment



Company Reviews

See what our Customers have to say.

Copper Star - All Stores

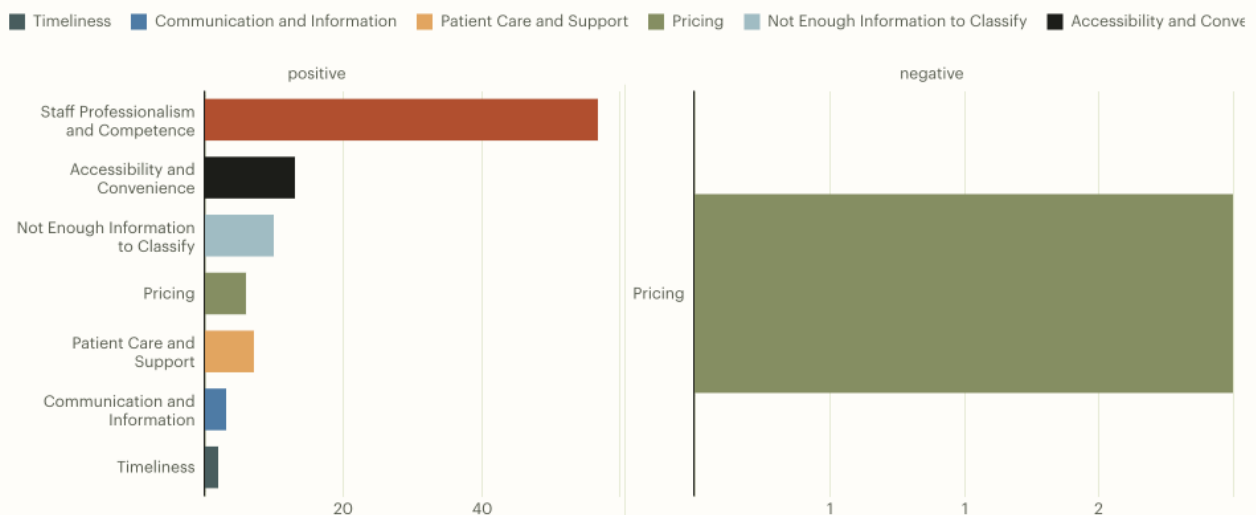
Location Review Summary

Location	LO...	Review Count	Average Rating	5 Star Review Count	4 Star Review Count	3 Star Review Count	2 Star Review Count	1 Star Review Count
Total		141	4.73	123	8	4	2	4
Goodyear - Copper Star	69...	5	5.00	5	0	0	0	0
Mesa - Copper Star	e1...	50	4.84	46	2	1	0	1
Phoenix - Copper Star	58...	30	4.57	25	2	0	1	2
Surprise - Copper Star	e8...	35	4.66	28	4	2	0	1
Tempe - Copper Star	f7...	21	4.76	19	0	1	1	0

Location Invite Summary

LOCATION_NAME	LO...	Review Invites Sent	Attributed Review Conversion Rate*	Click Through Rate	Integrated Invites Sent	Manual Invites Sent	Clicked Invites	Invites w/ Attributed Review
Mesa - Copper Star	e1...	551	7.08%	33.58%	551	0	185	39
Surprise - Copper S...	e8...	346	7.80%	34.39%	346	0	119	27
Phoenix - Copper S...	58...	283	8.83%	32.16%	283	0	91	25
Goodyear - Copper ...	69...	211	2.37%	31.26%	210	1	66	5
Tempe - Copper Star	f7...	209	8.13%	29.67%	209	0	62	17
Total		1600	7.06%	32.69%	1599	1	523	113

Topics by Sentiment



01/01/25 - 03/03/25



Company Reviews

See what our Customers have to say.

Alpine - All Stores

Location Review Summary

Location	LO...	Review Count	Average Rating	5 Star Review Count	4 Star Review Count	3 Star Review Count	2 Star Review Count	1 Star Review Count
Total		434	4.25	314	36	16	16	52
Draper - Alpine	fd...	40	4.03	28	2	0	3	7
Idaho Falls - Alpine	f6...	19	4.37	14	2	1	0	2
Logan - Alpine	9e...	37	4.27	24	6	3	1	3
Ogden - Alpine	60...	73	4.36	57	5	1	0	10
Price - Alpine	58...	11	4.82	9	2	0	0	0
Provo - Alpine	f3...	73	4.18	50	7	4	3	9
Richfield - Alpine	a2...	22	4.23	16	2	0	1	3
Salt Lake City - Alpine	5c...	83	4.12	58	5	4	4	12
St.George - Alpine	c0...	56	4.52	44	4	3	3	2
Tooele - Alpine	d4...	9	3.56	5	1	0	0	3
Vernal - Alpine	aa...	11	4.36	9	0	0	1	1

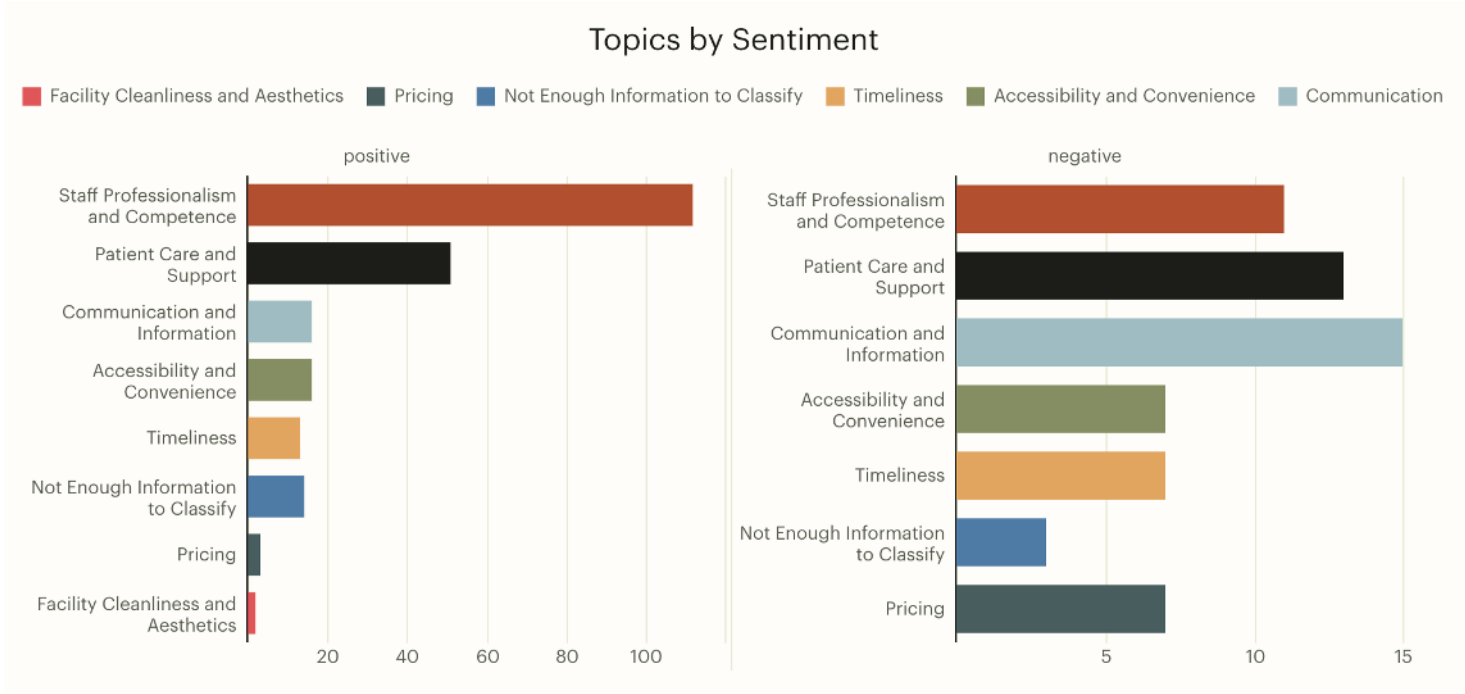
Location Invite Summary

LOCATION_NAME	LO...	Review Invites Sent	Attributed Review Conversion Rate*	Click Through Rate	Integrated Invites Sent	Manual Invites Sent	Clicked Invites	Invites w/ Attributed Review
Salt Lake City - Alpine	5c...	1303	4.07%	25.33%	1302	1	330	53
Ogden - Alpine	60...	947	5.81%	31.26%	947	0	296	55
Provo - Alpine	f3...	817	7.71%	30.23%	816	1	247	63
St.George - Alpine	c0...	554	8.12%	32.13%	554	0	178	45
Logan - Alpine	9e...	476	6.93%	30.25%	475	1	144	33
Draper - Alpine	fd...	324	9.57%	30.25%	322	2	98	31
Vernal - Alpine	aa...	213	4.69%	26.76%	212	1	57	10
Richfield - Alpine	a2...	205	8.78%	42.93%	205	0	88	18
Idaho Falls - Alpine	f6...	194	6.70%	32.99%	189	5	64	13
Price - Alpine	58...	173	4.62%	29.48%	173	0	51	8
Tooele - Alpine	d4...	92	4.35%	26.09%	92	0	24	4
Total		5298	6.29%	29.77%	5287	11	1577	333

Company Reviews

See what our Customers have to say.

Alpine - All Stores





Company Reviews

See what our Customers have to say.

Caddis - Resupply

Location Review Summary

Location	LO...	Review Count	Average Rating	5 Star Review Count	4 Star Review Count	3 Star Review Count	2 Star Review Count	1 Star Review Count
Total		204	4.50	150	27	14	4	9
Resupply Department- Alpine	c4...	204	4.50	150	27	14	4	9

Location Invite Summary

LOCATION_NAME	LO...	Review Invites Sent	Attributed Review Conversion Rate*	Click Through Rate	Integrated Invites Sent	Manual Invites Sent	Clicked Invites	Invites w/ Attributed Review
Resupply Department- ...	c4...	4456	3.52%	24.62%	4456	0	1097	157
Total		4456	3.52%	24.62%	4456	0	1097	157

Topics by Sentiment

